

Prof. Dr. Oscar Nierstrasz (PERSÖNLICH)

Institut für Informatik und angewandte Mathematik  
Neubrückstr. 10  
3012 Bern

## Auswertungsbericht Lehrveranstaltungsevaluation an die Lehrenden

Sehr geehrter Herr Prof. Dr. Nierstrasz,

Please find attached the automatically generated report of the evaluation of course 14H 7135 Software Design and Evolution. Type of questionnaire VORLe. Please observe: The results shown under the heading "Globalwerte" (overall results) give the mean value for the following dimensions:

- Planning and Presentation
- Manners with Students
- Interest and Relevance
- Complexity and Scope
- Overall Assessment of Course
- Overall Assessment of Lecturer
- Overall Assessment of Teaching Methods

The second part of the report gives you the results for each question.

The value "1" represents the lowest grade (unless a question is inverted); the values "4" or higher represent the highest attainable grades. In the dimension 'Complexity and Scope' grade "3" means "exactly right" and therefore corresponds to the best attainable result.

We hope that this report is useful to you. Please briefly discuss the results of this evaluation with the students who attended the course mentioned above before the end of the semester.

The collaborators of the group "Hochschuldidaktik" (contact: [hd@zuw.unibe.ch](mailto:hd@zuw.unibe.ch)) are happy to discuss the evaluation results with you. Please bring a copy of the reports with you, since they are not accessible to the members of the Hochschuldidaktik.

You may find information about the evaluation process and the corresponding regulations pertaining to your faculty on:

[http://www.qualitaet.unibe.ch/unibe/qualitaet/content/e4198/e4220/e4370/LeitfadenLVEval\\_ger.pdf](http://www.qualitaet.unibe.ch/unibe/qualitaet/content/e4198/e4220/e4370/LeitfadenLVEval_ger.pdf) .


In case you need further information, please do not hesitate to contact us.

Globalwerte

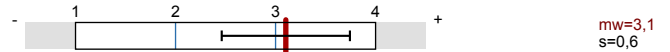
1. Planning and Presentation




2. Manners with Students



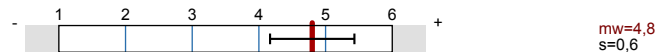
3. Interest and Relevance



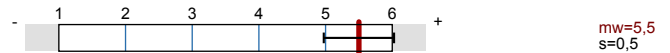
4. Complexity and Scope



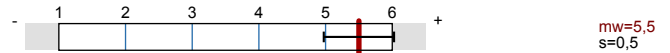
5. Overall Assessment of Course



6. Overall Assessment of Lecturer

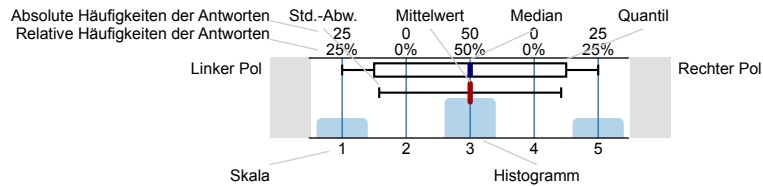


7. Overall Assessment of Teaching Methods



Legende

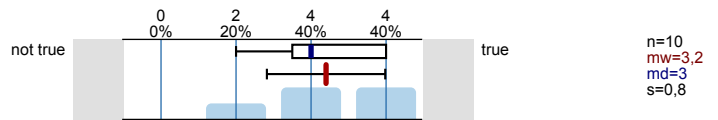
Fragetext



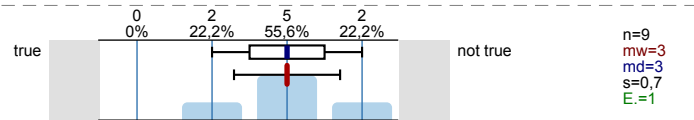
n=Anzahl  
mw=Mittelwert  
md=Median  
s=Std.-Abw.  
E.=Enthaltung

1. Planning and Presentation

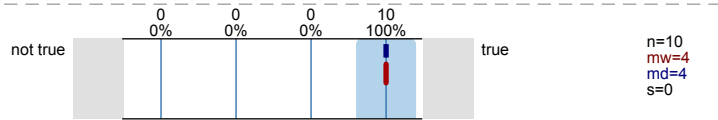
1.1) 1 The course follows a coherent structure.



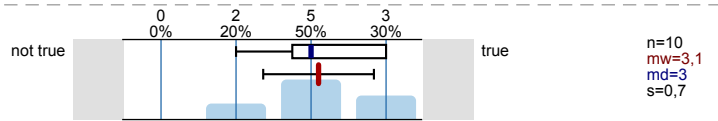
1.2) 2 The wider context of the subject matter is not sufficiently elucidated.



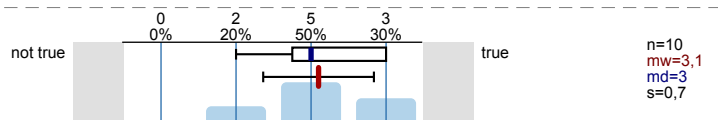
1.3) 3 The lecturer expresses him-/herself clearly and comprehensibly.



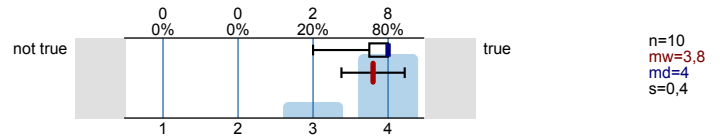
1.4) 4 The course provides an adequate overview of the subject matter treated.



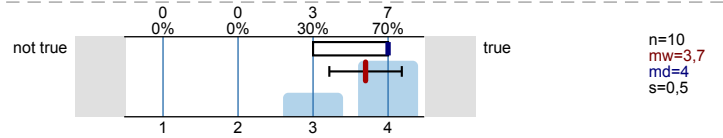
1.5) 5 The design of the course contributes to an understanding of the subject matter.



1.6) 6 There is overall enough material provided to assist the learning process (slides, course material, hand-outs, etc.).

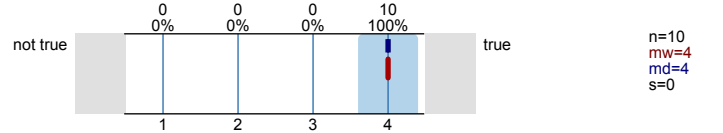


1.7) 7 The course materials (slides, course manuals, hand-outs, etc.) are overall of sufficient quality.

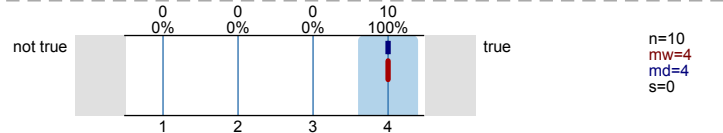


## 2. Manners with Students

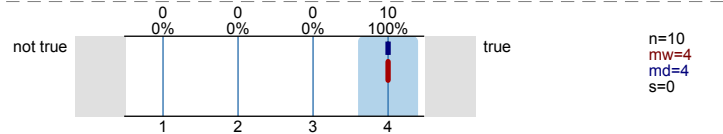
2.1) 8 The lecturer takes students seriously.



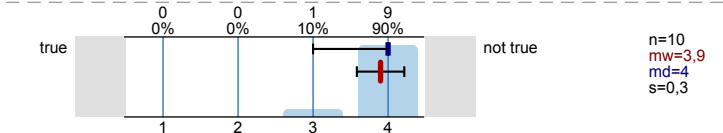
2.2) 9 The lecturer is friendly and respectful towards students.



2.3) 10 The lecturer addresses questions and suggestions from students adequately.

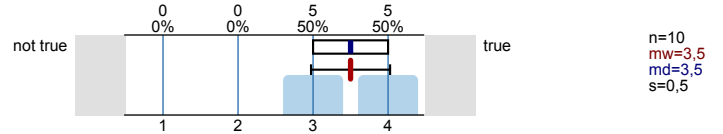


2.4) 11 The lecturer doesn't seem to care about his/her students' progress.

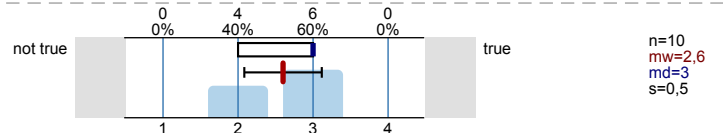


## 3. Interest and Relevance

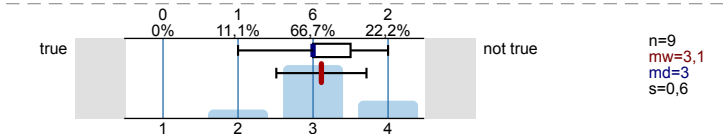
3.1) 12 The lecturer succeeds in making the course interesting.



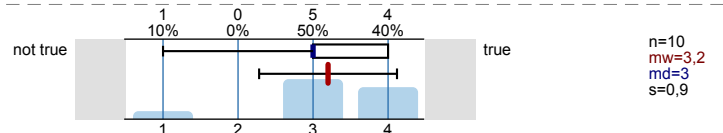
3.2) 13 The course is probably very useful for my future professional life.



3.3) 14 The applicability and relevance of the subject matter is not sufficiently clarified by the lecturer.

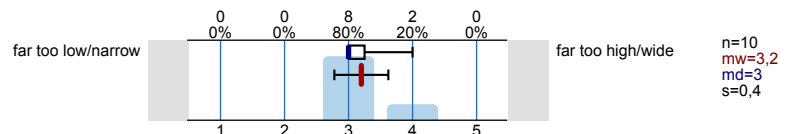


3.4) 15 The lecturer fosters my interest in the subject.

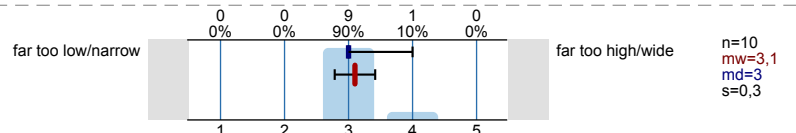


## 4. Complexity and Scope

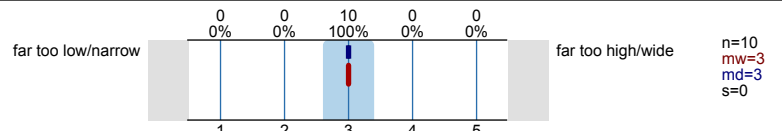
4.1) 16 The degree of complexity of the course is:



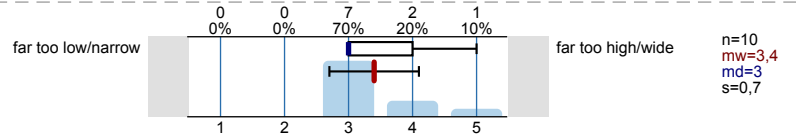
4.2) 17 The scope of the course is:



4.3) 18 The pace of the course is:

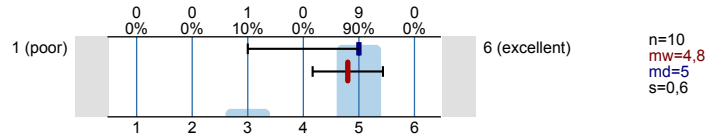


4.4) 19 The amount of knowledge presupposed by the course is:



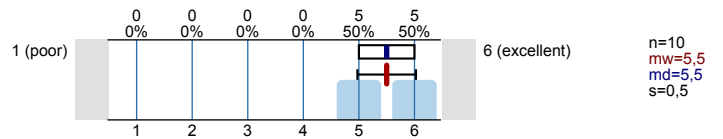
### 5. Overall Assessment of Course

5.1) 20 How would you grade the course as a whole?



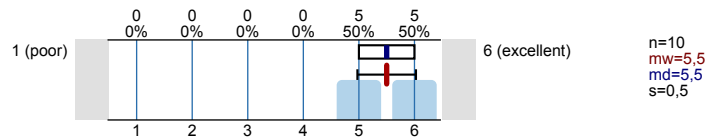
### 6. Overall Assessment of Lecturer

6.1) 21 How would you grade the lecturer with regard to subject expertise?




### 7. Overall Assessment of Teaching Methods

7.1) 22 How would you grade the lecturer with regard to teaching methods?




7.2) 23 The course has taught me



### 8. Socio-demographic Data and Background Variables

8.1) 24 How many hours per week did you invest in preparation and revision for the course (on average)?



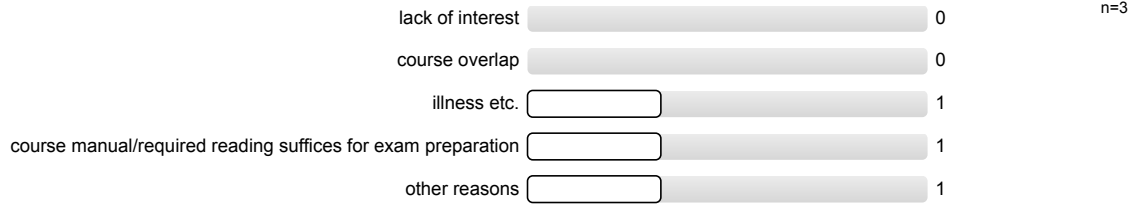
8.2) 25 Was the topic of interest to you?




8.3) 26 How many lectures did you miss?



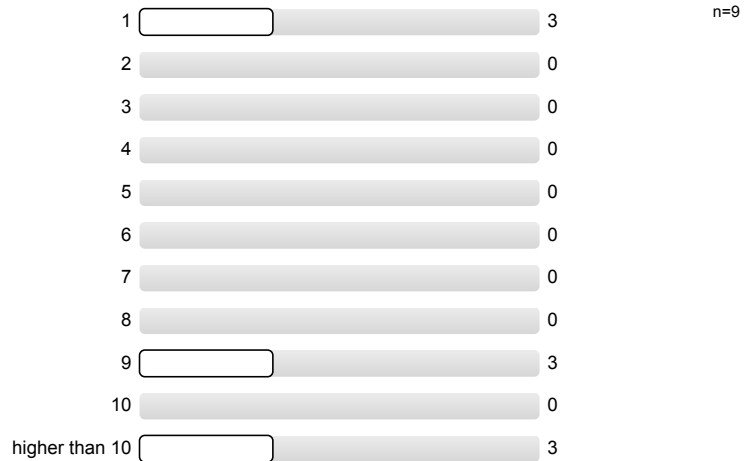
8.4) 27 If you missed more than 2 lectures, please give one reason:



8.5) 28 Allocation of the course in your study programme:?



8.6) 29 Your current number of semesters?



8.7) 30 Sex



## 9. Open Questions

9.1) What did you like about the course?

Presentation of a meta-todset Moose

- 
- Covered many different topics
  - Good guest lectures
  - Mevenc was always helpful

It was practical and ~~was~~ I could learn a new language.

- The course gives a good overview. I liked the course material and the code ~~the~~ examples.
- I liked also the lecture presentation.

I liked the insight into SmartHik and Pharo. I liked the project, the exercises we had to do during the project when instantiating or I liked the idea behind the project.

- familiar atmosphere, open discussions
- assistants take their time to help if required - thank you!

The open nature and the room for discussions.

---

<sup>9.2)</sup> What did you not like about the course?

Some questions in the ~~exercise~~ assignments in the beginning were not stated exact enough IMO. Therefore it was hard to find what to do.

Moose smells really like a research project... (lack of documentation)

• Too much focus on the witty grifties of Smalltalk Object Model. (That wasn't bad, but it was not really used later in the lecture)

- We had not enough time to spend more time with all the analytic tools. I think there are a lot out there. Maybe it would be interesting if we could see how one this tool. For example proprietary tools or tools in and for other programming languages.

The definition of the project is a bit "hazy". It also lead us to completely underestimate the time it would take to do the dynamic analysis.

- sometimes too much discussions !!
- misleading course title !!
- Smalltalk exercises start at a quite high level → very difficult to get started if one hasn't seen Smalltalk before.

There was a high concentration to Pharo and Moose. I wonder if that's from great relevance to us later.

---

9.3) Suggestions for improvements?

Maybe introduce other technologies as well, not just Moose.

See other visualization and analysis tools and how they are used today.

Shouldn't the course be called "Software Analysis"?

The Smalltalk "crash course" was a bit hard for some students, who were ~~not~~ accustomed to Smalltalk.

A better base for the projects would be a set of projects with a focus on dynamic analysis.

- Please tell the plain truth when choosing the title: The guest lecture (CS) was - from my perspective - so far the only lecture that actually dealt with SW Design & Evolution. The whole rest was rather SW Analysis.

see above below.

I felt that the lecture is not very structured in one way I like that but it was a little bit too much. I would like to know for example who gives the next lecture. But the cool thing about

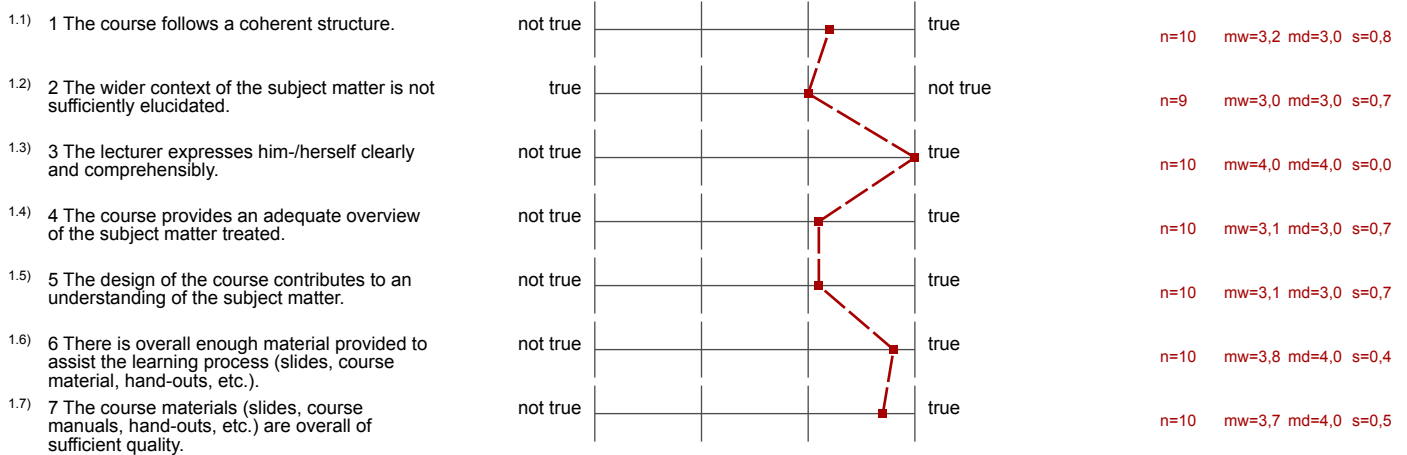


# Profillinie

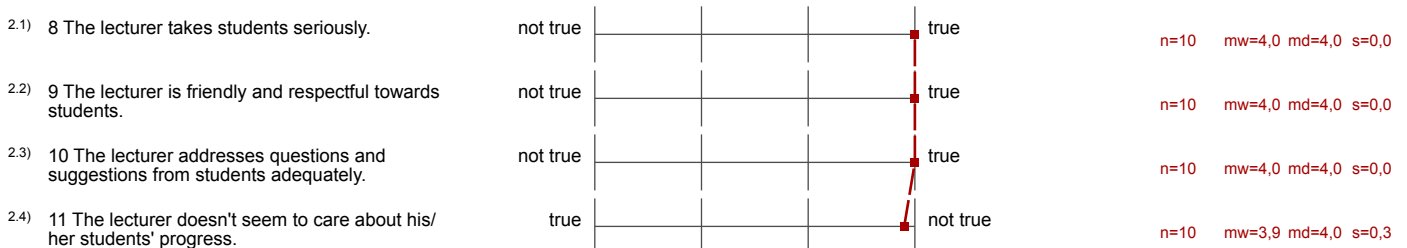
Teilbereich: Phil.-nat. Fakultät  
 Name der/des Lehrenden: Prof. Dr. Oscar Nierstrasz  
 Titel der Lehrveranstaltung: 14H 7135 Software Design and Evolution  
 (Name der Umfrage)

Verwendete Werte in der Profillinie: Mittelwert

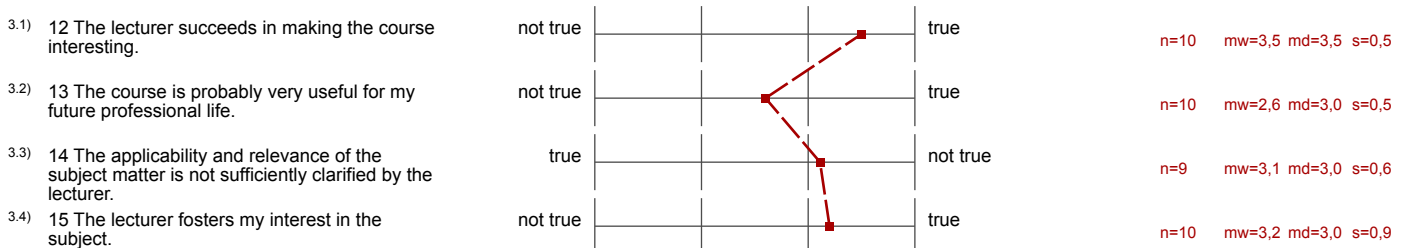
## 1. Planning and Presentation



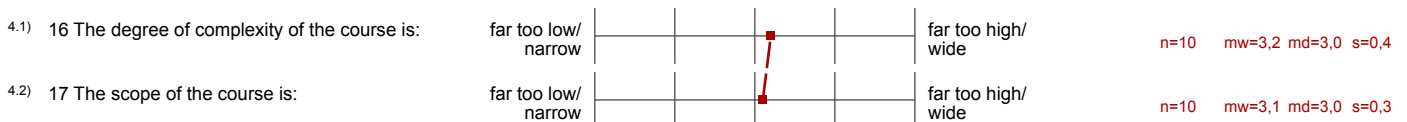
## 2. Manners with Students



## 3. Interest and Relevance



## 4. Complexity and Scope



4.3)	18 The pace of the course is:		n=10   mw=3,0   md=3,0   s=0,0
4.4)	19 The amount of knowledge presupposed by the course is:		n=10   mw=3,4   md=3,0   s=0,7

### 5. Overall Assessment of Course

5.1)	20 How would you grade the course as a whole?		n=10   mw=4,8   md=5,0   s=0,6
------	---	--	--------------------------------

### 6. Overall Assessment of Lecturer

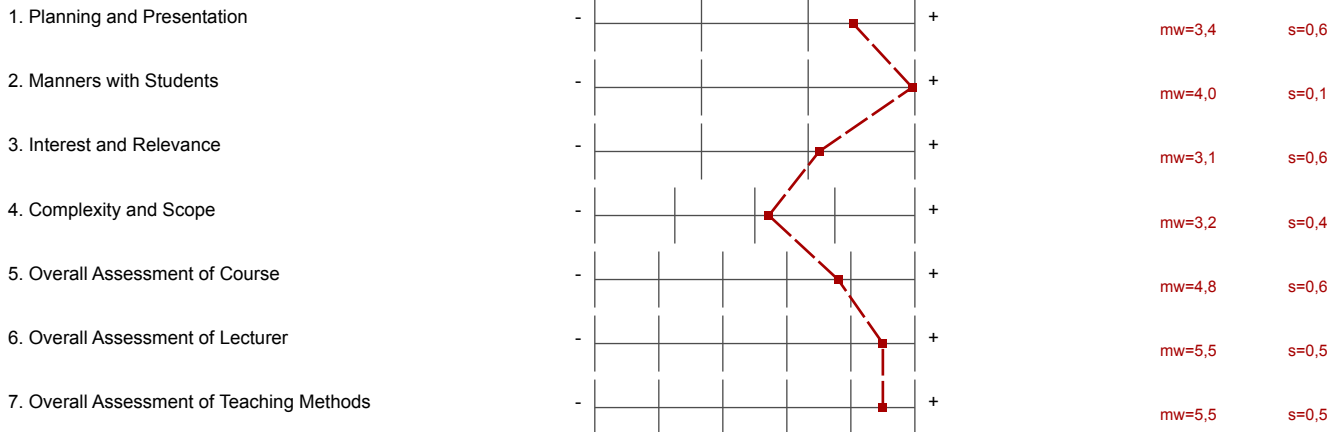
6.1)	21 How would you grade the lecturer with regard to subject expertise?		n=10   mw=5,5   md=5,5   s=0,5
------	---	--	--------------------------------

### 7. Overall Assessment of Teaching Methods

7.1)	22 How would you grade the lecturer with regard to teaching methods?		n=10   mw=5,5   md=5,5   s=0,5
------	--	--	--------------------------------

# Profillinie


Teilbereich: Phil.-nat. Fakultät  
Name der/des Lehrenden: Prof. Dr. Oscar Nierstrasz  
Titel der Lehrveranstaltung: 14H 7135 Software Design and Evolution  
(Name der Umfrage)



# Präsentationsvorlage


14H 7135 Software Design and Evolution  
Prof. Dr. Oscar Nierstrasz  
Erfasste Fragebögen = 11

## 1. Planning and Presentation



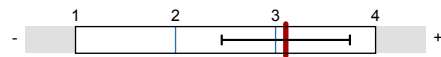
mw=3,4

## 2. Manners with Students



mw=4

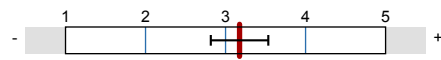
## 3. Interest and Relevance



mw=3,1


The mark "3" means "exactly right".

## 4. Complexity and Scope




mw=3,2

## 5. Overall Assessment of Course




mw=4,8

## 6. Overall Assessment of Lecturer



mw=5,5

## 7. Overall Assessment of Teaching Methods



mw=5,5