



---

<sup>b</sup>  
**UNIVERSITÄT  
BERN**

Vizerektorat Qualität, Fachstelle Lehrevaluation, Hochschulstrasse 6, 3012 Bern

Persönlich/Vertraulich  
Mr.  
Prof. Dr. Oscar Marius Nierstrasz  
Institut für Informatik und angewandte Mathematik  
Neubrückstr. 10  
3012 Bern

Vizerektorat Qualität  
**Fachstelle Lehrevaluation**

Auswertungsbericht Lehrveranstaltungsevaluation an die Lehrenden

Sehr geehrter Herr Prof. Dr. Nierstrasz

Sie erhalten hier die automatisierte Auswertung der Evaluation zur Veranstaltung Compiler Construction (KSL 7133).

Fragebogen Typ VORLeV7. Es gilt Folgendes: Zuerst werden unter dem Titel Globalwerte die Mittelwerte der folgenden Skalen aufgeführt.

Planning and Presentation (Skalenbreite: 4)  
Manners with Students (Skalenbreite: 4)  
Interest and Relevance (Skalenbreite: 4)  
Complexity and Scope (Skalenbreite: 5)  
Overall Assessment (Skalenbreite: 6)  
Planning and Presentation (Skalenbreite: 4)  
Manners with Students (Skalenbreite: 4)  
Interest and Relevance (Skalenbreite: 4)  
Complexity and Scope (Skalenbreite: 5)  
Overall Assessment (Skalenbreite: 6)

Im zweiten Teil des Auswertungsberichts werden die Ergebnisse zu den einzelnen Fragen und allenfalls Mittelwerte dazu aufgelistet.

Der Wert 1 kennzeichnet aus Sicht der Studierenden eine minimale Veranstaltungsgüte, der Wert 4 oder mehr eine maximale Veranstaltungsgüte. Bei invertierten Fragen sind die Werte für die Veranstaltungsgüte gerade umgekehrt. Bei der Skala 'Schwierigkeit und Umfang' in den Standardfragebögen bezeichnet der Wert 3 (genau richtig) die optimale Veranstaltungsgüte.

Wir hoffen, dass Ihnen der Bericht von Nutzen ist. Bitte besprechen Sie das Ergebnis vor Semesterende kurz mit Ihren Studierenden.

Gerne besprechen die Mitarbeitenden der Gruppe Hochschuldidaktik (Kontakt: [hd@zuw.unibe.ch](mailto:hd@zuw.unibe.ch)) mit Ihnen Ihre Evaluationsergebnisse. Bringen Sie die ausgedruckten Berichte bitte zum Gespräch mit, da diese für die Hochschuldidaktik nicht zugänglich sind.

Falls Sie Verständnisfragen betreffend den Richtlinien und Abläufen haben, finden Sie Antworten unter [www.qualitaet.unibe.ch/content/qualitaetsicherung\\_und\\_\\_entwicklung\\_qse/lehre/evaluation\\_lehrveranstaltungen/in dex\\_ger.html](http://www.qualitaet.unibe.ch/content/qualitaetsicherung_und__entwicklung_qse/lehre/evaluation_lehrveranstaltungen/in dex_ger.html).

Sie können uns auch per Mail kontaktieren, sollten Sie weitere Auskünfte benötigen.

Mit freundlichen Grüßen  
Daniela Wuillemin  
Vizerektorat Qualität, Fachstelle Lehrevaluation

Daniela Wuillemin  
Vizerektorat Qualität  
Evaluationsstelle  
Hochschulstrasse 6  
3012 Bern

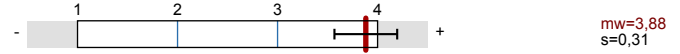
Tel. +41 31 631 51 07  
[daniela.wuillemin@qualitaet.unibe.ch](mailto:daniela.wuillemin@qualitaet.unibe.ch)  
[www.lehrveranstaltungsevaluation.unibe.ch](http://www.lehrveranstaltungsevaluation.unibe.ch)

Globalwerte

**Planning and Presentation** (Skalenbreite: 4) ( $\alpha = 0.75$ )




**Manners with Students** (Skalenbreite: 4) ( $\alpha = 0.71$ )



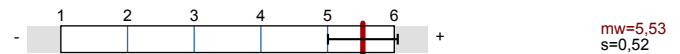
**Interest and Relevance** (Skalenbreite: 4) ( $\alpha = 0.74$ )



**Complexity and Scope** (Skalenbreite: 5) ( $\alpha = 0.75$ )



**Overall Assessment** (Skalenbreite: 6) ( $\alpha = 0.61$ )



**Planning and Presentation** (Skalenbreite: 4) ( $\alpha = 0.75$ )




**Manners with Students** (Skalenbreite: 4) ( $\alpha = 0.71$ )



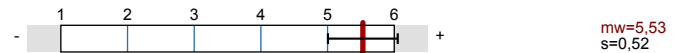
**Interest and Relevance** (Skalenbreite: 4) ( $\alpha = 0.74$ )



**Complexity and Scope** (Skalenbreite: 5) ( $\alpha = 0.75$ )

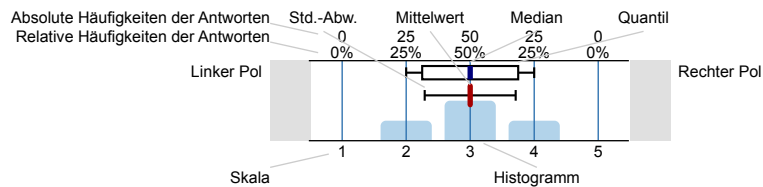


**Overall Assessment** (Skalenbreite: 6) ( $\alpha = 0.61$ )



Legende

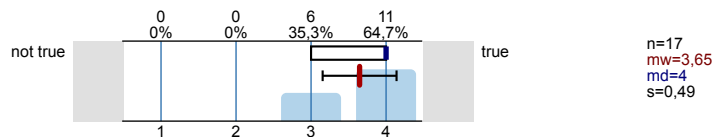
Frage text



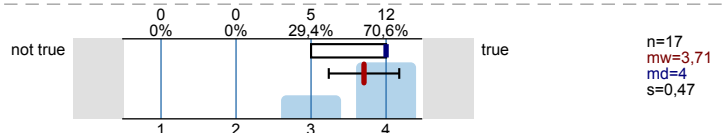
n=Anzahl  
mw=Mittelwert  
md=Median  
s=Std.-Abw.  
E.=Enthaltung

Planning and Presentation

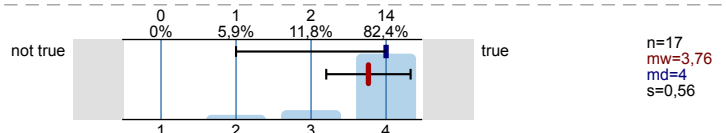
1 The course follows a coherent structure.



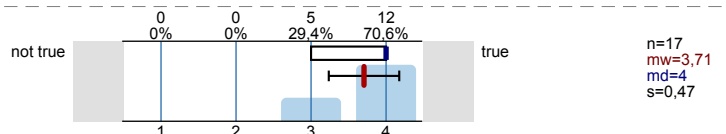
2 The wider context of the subject matter is sufficiently elucidated.



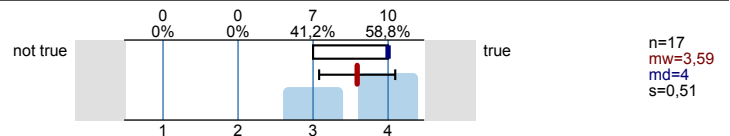
3 The lecturer expresses him-/herself clearly and comprehensibly.



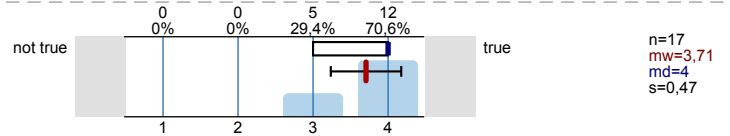
4 The course provides an adequate overview of the subject matter treated.



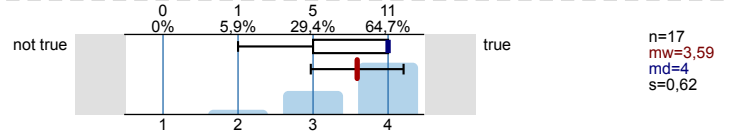
5 The design of the course contributes to an understanding of the subject matter.



6 There is overall enough material provided to assist the learning process (slides, course material, hand-outs, etc.).

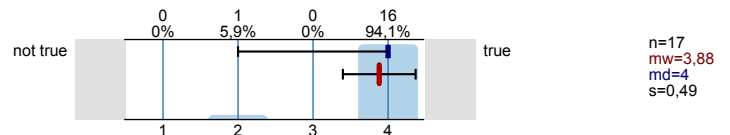


7 The course materials (slides, course manuals, hand-outs, etc.) are overall of sufficient quality.

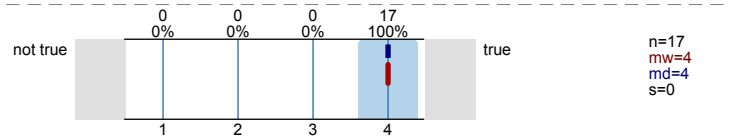


### Manners with Students

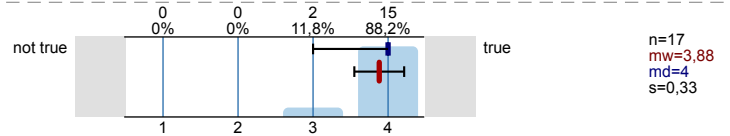
8 The lecturer takes students seriously.



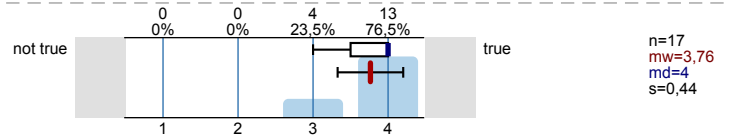
9 The lecturer is friendly and respectful towards students.



10 The lecturer addresses questions and suggestions from students adequately.

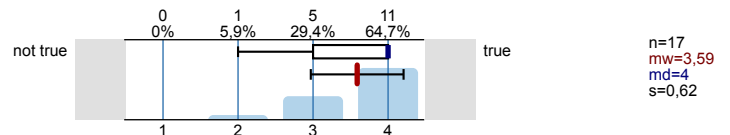


11 The lecturer seems to care about his/her students' progress.

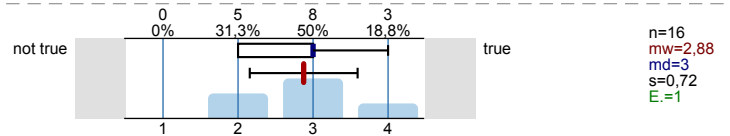


### Interest and Relevance

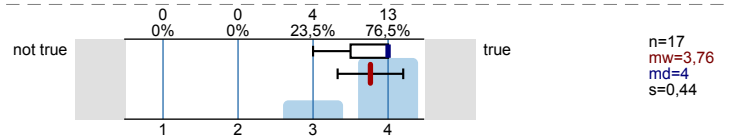
12 The lecturer succeeds in making the course interesting.



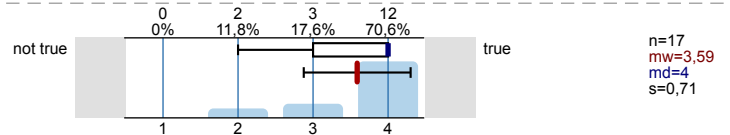
13 The course is probably very useful for my future professional life.



14 The applicability and relevance of the subject matter is sufficiently clarified by the lecturer.

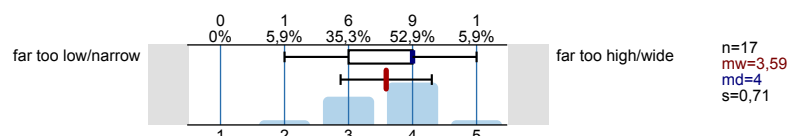


15 The lecturer fosters my interest in the subject.

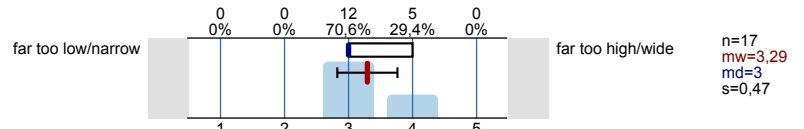


### Complexity and Scope

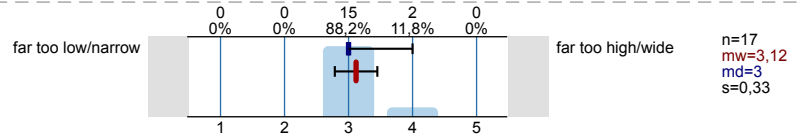
16 The degree of complexity of the course is:



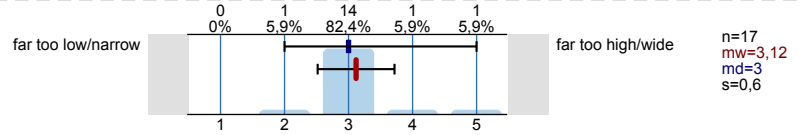
17 The scope of the course is:



18 The pace of the course is:

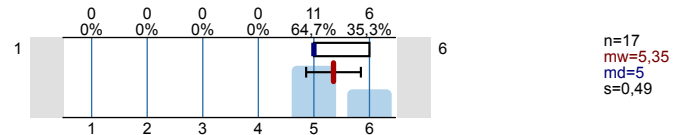


19 The amount of knowledge presupposed by the course is:

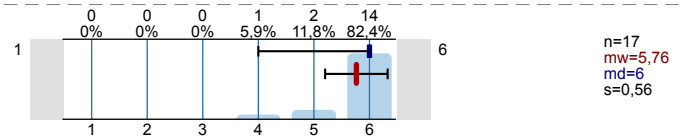


### Overall Assessment

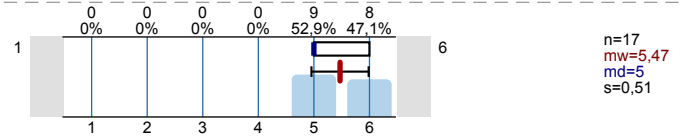
20 How would you grade the course as a whole?




21 How would you grade the lecturer with regard to subject expertise?



22 How would you grade the lecturer with regard to teaching methods?



23 The course has taught me



### Socio-demographic Data and Background Variables

24 How many hours per week did you invest in preparation and revision for the course (on average)?



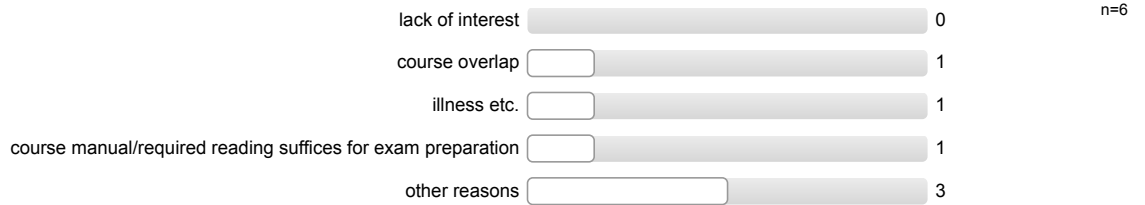
25 Was the topic of interest to you?



26 How many lectures did you miss?




27 If you missed more than 2 lectures, please give one reason:



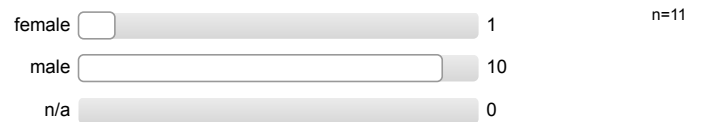
28 Allocation of the course in your study programme:?



29 Your current number of semesters?



30 Sex



### Open Questions

What did you like about the course?

interesting topic

very well done at knowledge topic → very fun

I learned a lot about computers and was always looking forward to go to the lecture.

Very interesting exercises, comfortable lecture climate

The theoretical exercises and the teaching assistants.

High quality slides.

The project is time-consuming but an excellent opportunity to learn about the subject. The lectures don't get caught in unnecessary detail but provide a broad ~~wide~~ overview or where appropriate.

Clear structure. Cool guest lectures.

What did you not like about the course?

Workload manage

Too many guest lectures with little connection to the subject. Well not little, just ~~not~~ quite specific.

Some rather complex and theoretical topics were covered in a matter of minutes, which made them hard to follow.

The last project was very time consuming <sup>but</sup> ~~and~~ did not ~~teach~~ teach me alot.

No slides for the static analysis lecture

The lecture about static analysis felt really unstructured (since there were no slides) and I had trouble reading the script afterwards because some definitions were missing.

Suggestions for improvements?



~~I found it annoying that they just skip over~~

Scrape some of the details, show more examples  
for algorithms

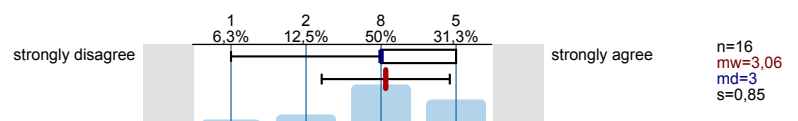
More guidance for the practical exercises (projects) in form of a project description with clear requirements and tips.

I don't know if that was intentional, if it wasn't, then I think it would be great if the grammar in the project reflected the actual tests from the beginning. (e.g. adding operators in part 3).

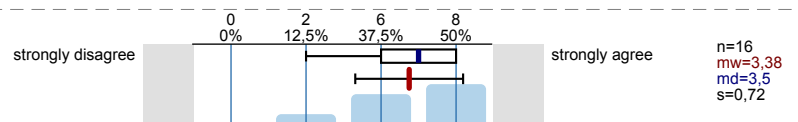
Show the connection exercise  $\rightarrow$  kclaw. Sometimes it was not really clear that we already discussed the topic that was needed for the projects.

#### Assessment of Individual Lectures

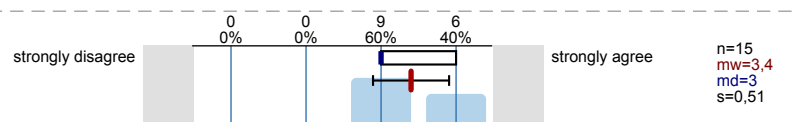
##### 8.1. Introduction



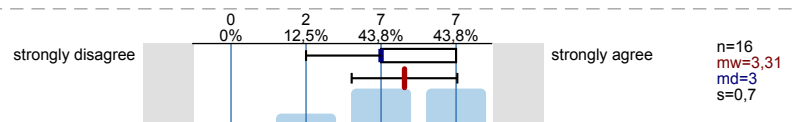
##### 8.2. Lexical Analysis



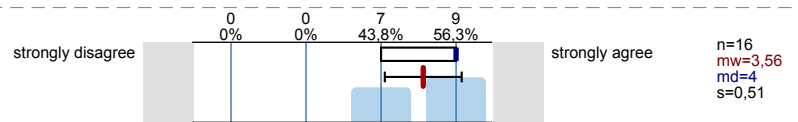
##### 8.3. Parsing



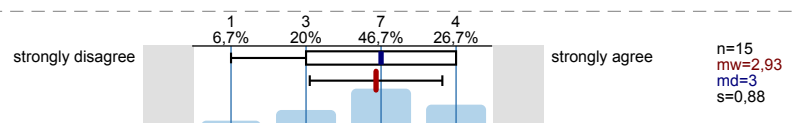
##### 8.4. Parsing in Practice



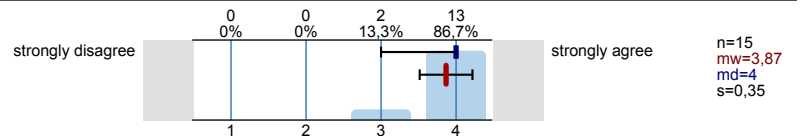
##### 8.5. Intermediate Representation



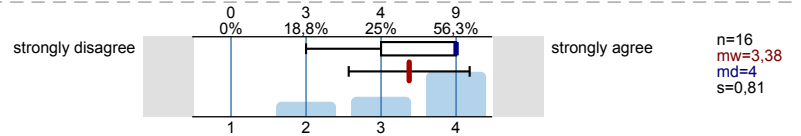
##### 8.6. Static Analysis



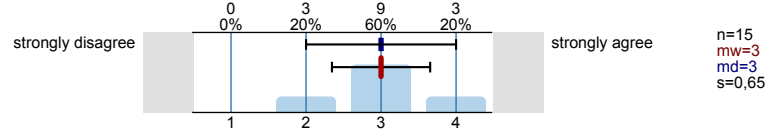
### 8.7. Optimization



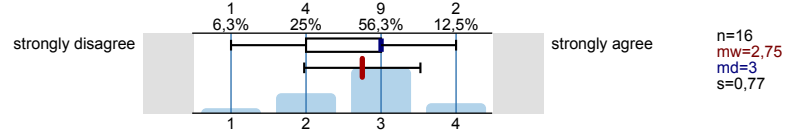
### 8.8. Code Generation



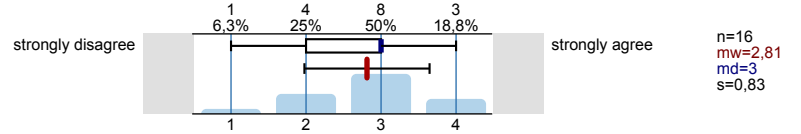
### 8.9. Bytecode and Virtual Machines



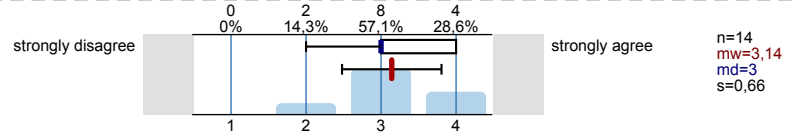
### 8.10. PEGs, Packrats and Parser Combinators



### 8.11. Program Transformation



### 8.12. Truffle - a language implementation framework




# Profillinie

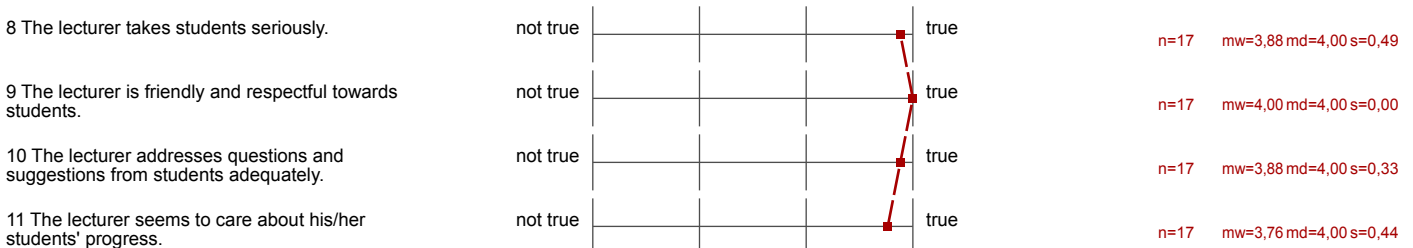
Teilbereich: Phil.-nat. Fakultät  
 Name der/des Lehrenden: Prof. Dr. Oscar Marius Nierstrasz  
 Titel der Lehrveranstaltung: Compiler Construction  
 (Name der Umfrage)

Verwendete Werte in der Profillinie: Mittelwert

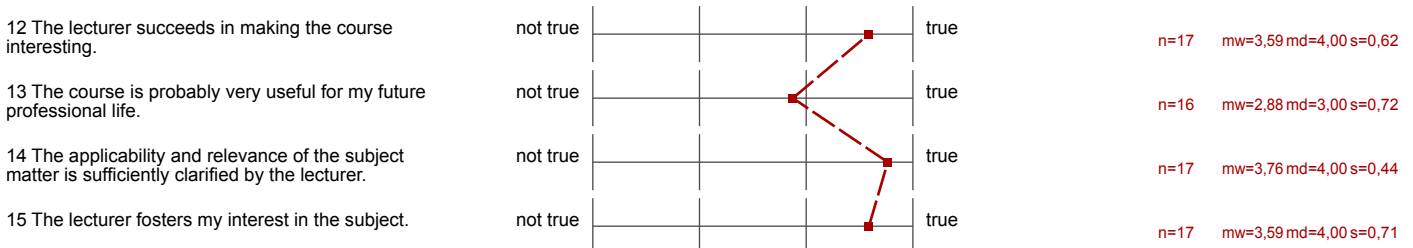
## Planning and Presentation



## Manners with Students

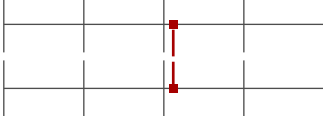



## Interest and Relevance

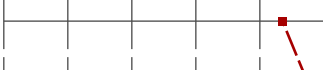




## Complexity and Scope















18 The pace of the course is:	far too low/ narrow		far too high/ wide	n=17	mw=3,12 md=3,00 s=0,33
19 The amount of knowledge presupposed by the course is:	far too low/ narrow		far too high/ wide	n=17	mw=3,12 md=3,00 s=0,60

### Overall Assessment

20 How would you grade the course as a whole?	1		6	n=17	mw=5,35 md=5,00 s=0,49
21 How would you grade the lecturer with regard to subject expertise?	1		6	n=17	mw=5,76 md=6,00 s=0,56
22 How would you grade the lecturer with regard to teaching methods?	1		6	n=17	mw=5,47 md=5,00 s=0,51


### Assessment of Individual Lectures

8.1. Introduction	strongly disagree		strongly agree	n=16	mw=3,06 md=3,00 s=0,85
8.2. Lexical Analysis	strongly disagree		strongly agree	n=16	mw=3,38 md=3,50 s=0,72
8.3. Parsing	strongly disagree		strongly agree	n=15	mw=3,40 md=3,00 s=0,51
8.4. Parsing in Practice	strongly disagree		strongly agree	n=16	mw=3,31 md=3,00 s=0,70
8.5. Intermediate Representation	strongly disagree		strongly agree	n=16	mw=3,56 md=4,00 s=0,51
8.6. Static Analysis	strongly disagree		strongly agree	n=15	mw=2,93 md=3,00 s=0,88
8.7. Optimization	strongly disagree		strongly agree	n=15	mw=3,87 md=4,00 s=0,35
8.8. Code Generation	strongly disagree		strongly agree	n=16	mw=3,38 md=4,00 s=0,81
8.9. Bytecode and Virtual Machines	strongly disagree		strongly agree	n=15	mw=3,00 md=3,00 s=0,65
8.10. PEGs, Packrats and Parser Combinators	strongly disagree		strongly agree	n=16	mw=2,75 md=3,00 s=0,77
8.11. Program Transformation	strongly disagree		strongly agree	n=16	mw=2,81 md=3,00 s=0,83
8.12. Truffle - a language implementation framework	strongly disagree		strongly agree	n=14	mw=3,14 md=3,00 s=0,66

# Profillinie

Teilbereich: Phil.-nat. Fakultät  
Name der/des Lehrenden: Prof. Dr. Oscar Marius Nierstrasz  
Titel der Lehrveranstaltung: Compiler Construction  
(Name der Umfrage)

**Planning and Presentation** (Skalenbreite: 4) ( $\alpha = 0.75$ )




mw=3,67 s=0,51

**Manners with Students** (Skalenbreite: 4) ( $\alpha = 0.71$ )



mw=3,88 s=0,31

**Interest and Relevance** (Skalenbreite: 4) ( $\alpha = 0.74$ )



mw=3,46 s=0,62

**Complexity and Scope** (Skalenbreite: 5) ( $\alpha = 0.75$ )




mw=3,28 s=0,53

**Overall Assessment** (Skalenbreite: 6) ( $\alpha = 0.61$ )



mw=5,53 s=0,52

**Planning and Presentation** (Skalenbreite: 4) ( $\alpha = 0.75$ )



mw=3,67 s=0,51

**Manners with Students** (Skalenbreite: 4) ( $\alpha = 0.71$ )



mw=3,88 s=0,31

**Interest and Relevance** (Skalenbreite: 4) ( $\alpha = 0.74$ )



mw=3,46 s=0,62

**Complexity and Scope** (Skalenbreite: 5) ( $\alpha = 0.75$ )



mw=3,28 s=0,53

**Overall Assessment** (Skalenbreite: 6) ( $\alpha = 0.61$ )



mw=5,53 s=0,52

# Präsentationsvorlage

Compiler Construction  
Prof. Dr. Oscar Marius Nierstrasz  
Erfasste Fragebögen = 17

**Planning and Presentation**  
(Skalenbreite: 4) ( $\alpha = 0.75$ )




mw=3,67

**Manners with Students**  
(Skalenbreite: 4) ( $\alpha = 0.71$ )



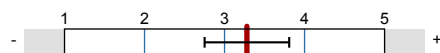
mw=3,88

**Interest and Relevance**  
(Skalenbreite: 4) ( $\alpha = 0.74$ )



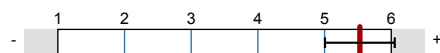
mw=3,46

**Complexity and Scope**  
(Skalenbreite: 5) ( $\alpha = 0.75$ )



mw=3,28

**Overall Assessment** (Skalenbreite: 6) ( $\alpha = 0.61$ )



mw=5,53

**Planning and Presentation**  
(Skalenbreite: 4) ( $\alpha = 0.75$ )




mw=3,67

**Manners with Students**  
(Skalenbreite: 4) ( $\alpha = 0.71$ )



mw=3,88

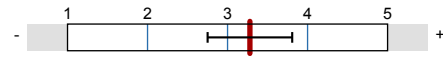
**Interest and Relevance**  
(Skalenbreite: 4) ( $\alpha = 0.74$ )



mw=3,46

---

**Complexity and Scope**  
(Skalenbreite: 5) ( $\alpha = 0.75$ )



mw=3,28

---

**Overall Assessment** (Skalenbreite:  
6) ( $\alpha = 0.61$ )



mw=5,53